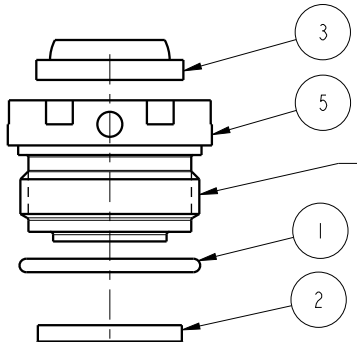
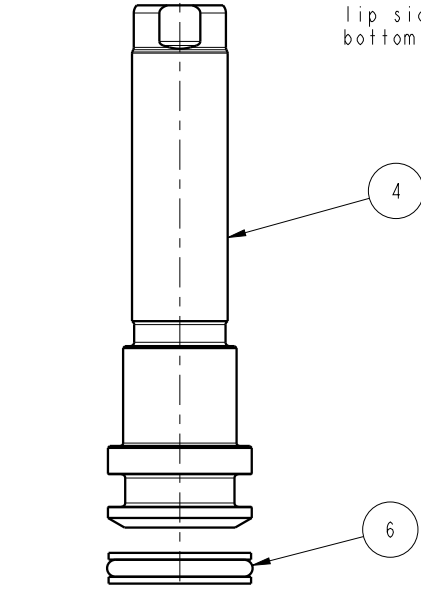
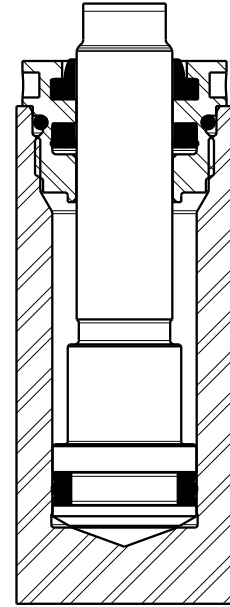


Lubricate all seals with clean hydraulic fluid prior to assembly.
Do not use silicone based lubricants.

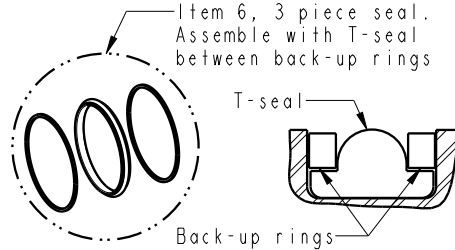


Tighten to 55 lbf·ft torque
use Vektek torque tool
new style torque tool AT200081 (6 pt)
old style torque tool AT200080 (2 pt)

Assemble with lip side facing bottom of gland



Item 6, 3 piece seal.
Assemble with T-seal
between back-up rings



Body not Replaceable

Standard Seal Kit	Fluorocarbon Seal Kit
60-2012-08	6V-2012-08
39-H100-16	39-V100-16
39-0000-13	39-0120-12
39-0100-19	39-0120-04
39-0120-11	39-0120-11

No.	QTY	PART No.	DESCRIPTION
6	1	39H10016	SEAL, T, (9/16 X 5/32 X 3/4)
5	1	82030802	GLAND, CYL, BB, DA, 2200
4	1	82010804	PISTON, CYL, BB, 2200, .75 STRK
3	1	39012011	WIPER, SNAP-IN, (1/2)
2	1	39010019	SEAL, LL, (1/2 X 1/8 X 1/8 X 3/4)
1	1	39000013	O-RING, (-019)

PARTS LIST



VEKTEK, INC.
1334 E. SIXTH AVE. P.O. BOX 625
EMPORIA, KS. 66801 U.S.A.

Model Number
20-1208-01
20-1208-01F

ASSY, CYL, BB, 2200, .75 STRK, DA

SIZE
A

PL-2042

REV
J

SHEET 1 OF 1

J	5499	RELEASE	NPETERS	9/23/24
REV	IN ACCORDANCE WITH ECN	EFFECTIVE DATE	REVISED BY	DATE
DRW BY:	JACOB	DRAWING STATUS: Released		
DATE:	7-6-90	PRODUCTION APPROVED FOR RELEASED STATUS ONLY		

FORM FEG035_PL_ASIZE, REV. B